

Grades					<b>English Teacher:</b>
Dates					<b>Hasanboy Rasulov</b>

**Unit 11. Study skills achievement**

**Lesson 1.A. Active learning**

**The aim of the lesson:**

**Educational:** -to improve pupils' awareness of active and passive learning, effective learning behaviours

**Developing:** -to develop pupils' listening and speaking skills, develop to report own ideas, communicative skills; to develop reading for main information

**Socio-cultural:** - to raise awareness of different cultures, teaching to respect them

**Competence:** SC1, LC and FLCC

**Learning outcomes:** At the end of the lesson pupils will be able to speak ways of effective learning and active, passive learning; learning styles

**Type of the lesson:** non-standard, mixed, modern

**Method of the lesson:** individual, group work, pair work

**Equipment:** English 11 Pupil's book, the DVD

**TECHNOLOGICAL MAP OF THE LESSON**

No	Part of the lesson	Tasks	Time
1	Organizational Moment	-to greet pupils. - to motivate pupils to learn	5 min
2	Repeating last lesson	- to give pupils some questions about last lesson.	10 min
3	Explaining new theme	- to explain to pupils new vocabulary and theme. To do exercises and activities given in pupil's book.	40 min
4	Consolidating new theme.	- to consolidate new theme and new words of the theme.	15 min
5	Marking.	- To mark pupils.	5 min
6	Homework.	- Giving homework.	5 min

**Procedure of the lesson:**

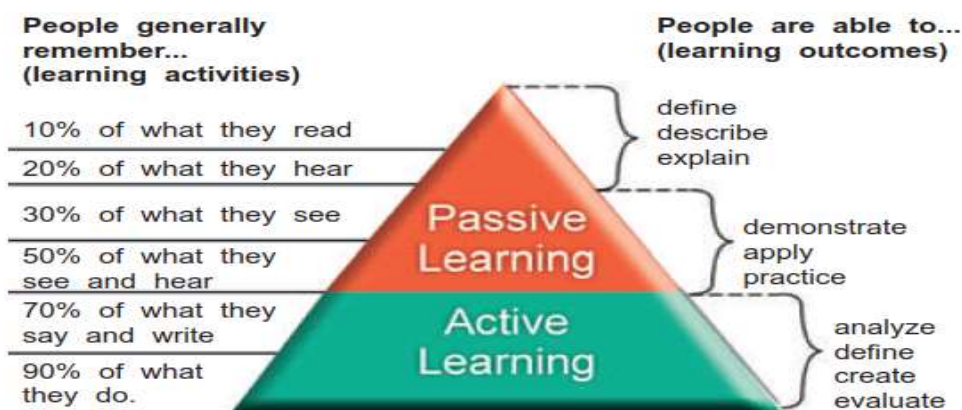
**I. Organizing moment:** - Greeting. - checking register

- to ask pupils how their holiday was, what they have done, creating warm atmosphere

**II. Pre Activity**

**Activity 1. Look at the picture. Are you an active learner or a passive learner?**

Ask your pupils to look at the picture answer the question



**III. Main part**

**Activity 2. Filling the gaps with the words and phrases from the box.**




**Answer key:**

1. high results      2. to get feedback      3. Focusing on      4. to organise information  
 5. learning style      6. self-evaluation      7. to collaborate

**IV. Post-activity**

**Activity 3. Listen to the radio programme about active learning and complete the table.**

Your students are going to listen the radio programme. Ask them to listen and fill the tables

<b>Name</b>	<b>Occupation</b>	<b>Improved skills</b>	<b>Type of active learning</b>
 <b>Alisher</b>			
 <b>Temur</b>			
 <b>Nargiza</b>			

**Answer key:**

<b>Name</b>	<b>Occupation</b>	<b>Improved skills</b>	<b>Types of active learning</b>
<i>Alisher</i>	<i>Engineer</i>	<i>IT, communicative</i>	<i>self assessment, practise vocabulary</i>
<i>Temur</i>	<i>Student</i>	<i>Communicative</i>	<i>focusing on, collaborating and sharing ideas</i>
<i>Nargiza</i>	<i>Teacher</i>	<i>Communicative</i>	<i>to organise information, to have own learning style</i>

**V. Giving Homework** Explain your pupils homework

1. Make a list of vocabulary which you have learned today

**VI. Evaluation.** Giving marks

**Deputy director on educational affairs:** \_\_\_\_\_ **Signature** \_\_\_\_\_

Grades					<b>English Teacher:</b>
Dates					

### Lesson 2.A. Active learning

**The aim of the lesson:**

**Educational:** -to improve pupils' awareness of active and passive learning, effective learning behaviours

**Developing:** -to develop pupils' listening and speaking skills, develop to report own ideas, communicative skills; to develop reading for main information

**Socio-cultural:** - to raise awareness of different cultures, teaching to respect them

**Competence:** SC1, LC and FLCC

**Learning outcomes:** At the end of the lesson pupils will be able to speak ways of effective learning and active, passive learning; learning styles

**Type of the lesson:** non-standard, mixed, modern

**Method of the lesson:** individual, group work, pair work

**Equipment:** English 11 Pupil's book, the DVD

#### TECHNOLOGICAL MAP OF THE LESSON

No	Part of the lesson	Tasks	Time
1	Organizational Moment	-to greet pupils. - to motivate pupils to learn	5 min
2	Repeating last lesson	- to give pupils some questions about last lesson.	10 min
3	Explaining new theme	- to explain to pupils new vocabulary and theme. To do exercises and activities given in pupil's book.	40 min
4	Consolidating new theme.	- to consolidate new theme and new words of the theme.	15 min
5	Marking.	- To mark pupils.	5 min
6	Homework.	- Giving homework.	5 min

**Procedure of the lesson:**

**I. Organizing moment:** - Greeting.

- checking register

- to ask pupils how their holiday was, what they have done, creating warm atmosphere

**II. Pre Activity**

**Activity 4. Group work. Discuss the following questions with your partners.**

What would you like to learn?

How important is learning? Why?

Besides English, what are you currently learning?

**III. Main part**

**Activity 5. How much do you know about inventors and inventions? Who invented what?**



**Find the inventions for each inventor:**

1. Thomas Edison
2. Alexander Bell
3. Steve Jobs
4. Galileo Galilei
5. Charles Rolls and Henry Royce
6. Thomas Moore



**Answer key:**

- |  |                              |
|--|------------------------------|
| 1. Thomas Edison-light bulb            | 2. Alexander Bell-telephone  |
| 3. Steve Jobs-computer                 | 4. Galileo Galilee-telescope |
| 5. Charles Rolls and Henry Royce-a car | 6. Thomas Moore-refrigerator |

**Activity 7. Read the passage and answer the comprehension questions below.**



**7. Read the passage and answer the comprehension questions below.**

1. What was Edison's first job?
2. What did Edison answer when asked what makes a genius?
3. How many inventions did Edison make in his life?
4. How old was he when he died?

**Answer key:** 1. Selling newspapers.

2. "Genius is 99% perspiration and 1% inspiration."

3. More than 1300.

4. He died at his age of 84.

**Activity 8. Read the passage again. Write true (T) or false (F).**

**8. Read the passage again. Write true (T) or false (F).**

1. Thomas Edison worked in a telegraph office as a paper boy. \_\_\_\_\_
2. He became famous because of his first invention. \_\_\_\_\_
3. A great achievement doesn't depend so much on cleverness as on hard work. \_\_\_\_\_
4. Edison made his greatest inventions before he was 42. \_\_\_\_\_
5. He usually worked less than 12 hours a day. \_\_\_\_\_
6. It was challenging to invent the light bulb. \_\_\_\_\_
7. Tomas Edison's assistant was inspired by the challenges. \_\_\_\_\_

**Answer key:**

1. F 2. F 3. T 4. T 5. F 6. T 7. F

**IV. Post-activity**

**Activity 9. Homework. Are you active or passive at learning? Complete the following checklist.**

**V. Giving Homework** Explain your pupils homework.

2. Make a report on your learning style using the checklist in exercise 9

**VI. Evaluation.** Giving marks

**Deputy director on educational affairs:** \_\_\_\_\_ **Signature** \_\_\_\_\_

<b>Grades</b>					<b>English Teacher:</b>
<b>Dates</b>					

## Lesson 1.B. Active learning

**The aim of the lesson:**

**Educational:** -to improve pupils' awareness of active and passive learning, Effective learning behaviours

**Developing:** -to develop pupils' listening and speaking skills, develop to report own ideas, communicative skills; develop writing skills; using kinking words

**Socio-cultural:** - to raise awareness of different cultures, teaching to respect them

**Competence:** SC2, SC6 and FLCC

**Learning outcomes:** At the end of the lesson pupils will be able to speak ways of effective learning and active, passive learning; to use infinitive forms of the verb

**Type of the lesson:** non-standard, mixed, modern

**Method of the lesson:** individual, group work, pair-work

**Equipment:** English 11 Pupil's book, the DVD

### TECHNOLOGICAL MAP OF THE LESSON

<b>№</b>	<b>Part of the lesson</b>	<b>Tasks</b>	<b>Time</b>
1	Organizational Moment	-to greet pupils. - to motivate pupils to learn	5 min
2	Repeating last lesson	- to give pupils some questions about last lesson.	10 min
3	Explaining new theme	- to explain to pupils new vocabulary and theme. To do exercises and activities given in pupil's book.	40 min
4	Consolidating new theme.	- to consolidate new theme and new words of the theme.	15 min
5	Marking.	- To mark pupils.	5 min
6	Homework.	- Giving homework.	5 min

**Procedure of the lesson:**

**I. Organizing moment:** - Greeting. - checking register  
- to check homework

**II. Pre Activity**

**Activity 1. Fill in the gaps using the infinitive forms of the verbs in the box.**

Ask your pupils about infinitive forms of the verbs. Then look at the exercise 1 and fill the gaps

**Answer key:**

1. He found the web sites so as (to chat) with foreigners.
2. In order (to get) high results you should practise regularly all vocabulary.
3. (To learn) English Temur decided (to go) to the English club.
4. Feedback from the teacher was helpful for Temur (to be) more confident.
5. An active learner learns (to collaborate) and share the process of learning with others.

6. Nargiza's friend invited her (to take part) in one project.
7. It is important (to organise) information(to have) results in the project.
8. (To have ) your own learning style is a necessary criterion in active learning.

### III. Main part

**Activity 2. Write sentences using the prompts.**

**Answer key:**

1. You use this camera to take photographs.
2. You use the dictionary to look up the word.
3. You use a book to improve your reading skill.
4. You use radio to listen to the news.
5. You use the teacher's feedback to make your writing better

**Activity 3. Pairwork. Answer the questions using "purpose language"**

Why do you learn English?  
Why should you work hard?  
Why should you save money?

**in order to...  
to...**

**so as...  
so that...**

Why should you be nice to people?  
Why should you be optimistic?  
Why should you do exercises?

**Activity 4. Scan the text below and underline the following words and phrases.**

/ woodcutter / timber merchant / salary / working conditions /  
motivated / strength / sharpened / update / expected / success /



### IV. Post activity

**Activity 5.** Read the text and match the words you have underlined with the following definition

**V. Giving Homework** Explain your pupils homework  
Make a list of vocabulary which you have learned today.

**VI. Evaluation.** Giving marks

**Deputy director on educational affairs:** \_\_\_\_\_ **Signature** \_\_\_\_\_

Ushbu kasb-hunar maktabi konspektning *to'liq va fondagi yozuvlarsiz* variantini olish uchun



@uzteachers\_admin telegram adresiga xabar yozing

**Narxi 30 000 so'm**

To'lov **click** yoki **payme** orqali

*Qolgan sinf namunalari va boshqa hujjatlar bilan telegram kanalimiz yoki web saytda tanishingiz mumkin.*

 Telegram kanal: @uzteachers

Web sayt: [www.hasanboy.uz](http://www.hasanboy.uz)

hasanboy.uz