

Grades					English Teacher:
Dates					Hasanboy Rasulov

Unit 1. Study skills achievement

Lesson 1.A. Active learning

The aim of the lesson:

Educational: -to improve pupils' awareness of active and passive learning, effective learning behaviours

Developing: -to develop pupils' listening and speaking skills, develop to report own ideas, communicative skills; to develop reading for main information

Socio-cultural: - to raise awareness of different cultures, teaching to respect them

Competence: SC1, LC and FLCC

Learning outcomes: At the end of the lesson pupils will be able to speak ways of effective learning and active, passive learning; learning styles

Type of the lesson: non-standard, mixed, modern

Method of the lesson: individual, group work, pair work

Equipment: English 11 Pupil's book, the DVD

TECHNOLOGICAL MAP OF THE LESSON

No	Part of the lesson	Tasks	Time
1	Organizational Moment	-to greet pupils. - to motivate pupils to learn	3 min
2	Repeating last lesson	- to give pupils some questions about last lesson.	5 min
3	Explaining new theme	- to explain to pupils new vocabulary and theme. To do exercises and activities given in pupil's book.	25min
4	Consolidating new theme.	- to consolidate new theme and new words of the theme.	8 min
5	Marking.	- To mark pupils.	2 min
6	Homework.	- Giving homework.	2 min

Procedure of the lesson:

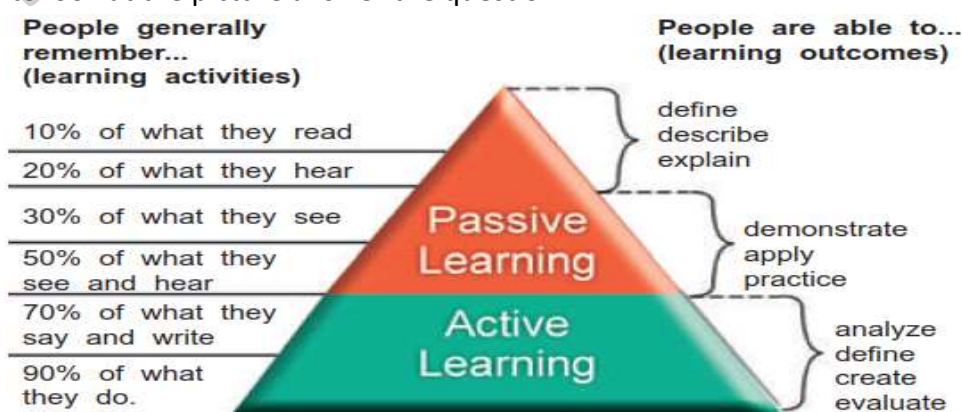
I. Organizing moment: - Greeting. - checking register

- to ask pupils how their holiday was, what they have done, creating warm atmosphere

II. Pre Activity

Activity 1. Look at the picture. Are you an active learner or a passive learner?

Ask your pupils to look at the picture answer the question



III. Main part

Activity 2. Filling the gaps with the words and phrases from the box.




Answer key:

1. high results 2. to get feedback 3. Focusing on 4. to organise information
5. learning style 6. self-evaluation 7. to collaborate

IV. Post-activity

Activity 3. Listen to the radio programme about active learning and complete the table.

Your students are going to listen the radio programme. Ask them to listen and fill the tables

Name	Occupation	Improved skills	Type of active learning
 Alisher			
 Temur			
 Nargiza			

Answer key:

Name	Occupation	Improved skills	Types of active learning
Alisher	Engineer	IT, communicative	self assessment, practise vocabulary
Temur	Student	Communicative	focusing on, collaborating and sharing ideas
Nargiza	Teacher	Communicative	to organise information, to have own learning style

V. Giving Homework Explain your pupils homework

1. Make a list of vocabulary which you have learned today

VI. Evaluation. Giving marks

Deputy director on educational affairs: _____ **Signature** _____

Grades					English Teacher:
Dates					Hasanboy Rasulov

Lesson 2.A. Active learning

The aim of the lesson:

Educational: -to improve pupils' awareness of active and passive learning, effective learning behaviours

Developing: -to develop pupils' listening and speaking skills, develop to report own ideas, communicative skills; to develop reading for main information

Socio-cultural: - to raise awareness of different cultures, teaching to respect them

Competence: SC1, LC and FLCC

Learning outcomes: At the end of the lesson pupils will be able to speak ways of effective learning and active, passive learning; learning styles

Type of the lesson: non-standard, mixed, modern

Method of the lesson: individual, group work, pair work

Equipment: English 11 Pupil's book, the DVD

TECHNOLOGICAL MAP OF THE LESSON

No	Part of the lesson	Tasks	Time
1	Organizational Moment	-to greet pupils. - to motivate pupils to learn	3 min
2	Repeating last lesson	- to give pupils some questions about last lesson.	5 min
3	Explaining new theme	- to explain to pupils new vocabulary and theme. To do exercises and activities given in pupil's book.	25min
4	Consolidating new theme.	- to consolidate new theme and new words of the theme.	8 min
5	Marking.	- To mark pupils.	2 min
6	Homework.	- Giving homework.	2 min

Procedure of the lesson:

I. Organizing moment: - Greeting.

- checking register

- to ask pupils how their holiday was, what they have done, creating warm atmosphere

II. Pre Activity

Activity 4. Group work. Discuss the following questions with your partners.



What would you like to learn?

How important is learning? Why?

Besides English, what are you currently learning?

III. Main part

Activity 5. How much do you know about inventors and inventions? Who invented what?



Find the inventions for each inventor:

1. Thomas Edison
2. Alexander Bell
3. Steve Jobs
4. Galileo Galilei
5. Charles Rolls and Henry Royce
6. Thomas Moore

Answer key:

- | | |
|--|------------------------------|
| 1. Thomas Edison-light bulb | 2. Alexander Bell-telephone |
| 3. Steve Jobs-computer | 4. Galileo Galilee-telescope |
| 5. Charles Rolls and Henry Royce-a car | 6. Thomas Moore-refregirator |

Activity 7. Read the passage and answer the comprehension questions below.



7. Read the passage and answer the comprehension questions below.

1. What was Edison's first job?
2. What did Edison answer when asked what makes a genius?
3. How many inventions did Edison make in his life?
4. How old was he when he died?

Answer key: 1. Selling newspapers.

2. "Genius is 99% perspiration and 1% inspiration."
3. More than 1300.
4. He died at his age of 84.

Activity 8. Read the passage again. Write true (T) or false (F).

8. Read the passage again. Write true (T) or false (F).

1. Thomas Edison worked in a telegraph office as a paper boy. _____
2. He became famous because of his first invention. _____
3. A great achievement doesn't depend so much on cleverness as on hard work. _____
4. Edison made his greatest inventions before he was 42. _____
5. He usually worked less than 12 hours a day. _____
6. It was challenging to invent the light bulb. _____
7. Tomas Edison's assistant was inspired by the challenges. _____

Answer key:

1. F 2. F 3. T 4. T 5. F 6. T 7. F

IV. Post-activity

Activity 9. Homework. Are you active or passive at learning? Complete the following checklist.

V. Giving Homework Explain your pupils homework.

2. Make a report on your learning style using the checklist in exercise 9

VI. Evaluation. Giving marks

Deputy director on educational affairs: _____ **Signature** _____

Grades					English Teacher:
Dates					Hasanboy Rasulov

Lesson 3. Grammar Infinitive of purpose

The aim of the lesson:

Educational: -to improve pupils' awareness of active and passive learning, Effective learning behaviours

Developing: -to develop pupils' listening and speaking skills, develop to report own ideas, communicative skills; develop writing skills; using linking words

Socio-cultural: - to raise awareness of different cultures, teaching to respect them

Competence: SC2, SC6 and FLCC

Learning outcomes: At the end of the lesson pupils will be able to speak ways of effective learning and active, passive learning; to use infinitive forms of the verb

Type of the lesson: non-standard, mixed, modern

Method of the lesson: individual, group work, pair-work

Equipment: English 11 Pupil's book, the DVD

TECHNOLOGICAL MAP OF THE LESSON

No	Part of the lesson	Tasks	Time
1	Organizational Moment	-to greet pupils. - to motivate pupils to learn	3 min
2	Repeating last lesson	- to give pupils some questions about last lesson.	5 min
3	Explaining new theme	- to explain to pupils new vocabulary and theme. To do exercises and activities given in pupil's book.	25min
4	Consolidating new theme.	- to consolidate new theme and new words of the theme.	8 min
5	Marking.	- To mark pupils.	2 min
6	Homework.	- Giving homework.	2 min

Procedure of the lesson:

I. Organizing moment: - Greeting.

- checking register

- to check homework

II. Pre Activity

Activity 1. Fill in the gaps using the infinitive forms of the verbs in the box.

Ask your pupils about infinitive forms of the verbs. Then look at the exercise 1 and fill the gaps

Answer key:

1. He found the web sites so as (to chat) with foreigners.

2. In order (to get) high results you should practise regularly all vocabulary.

3. (To learn) English Temur decided (to go) to the English club.

4. Feedback from the teacher was helpful for Temur (to be) more confident.

5. An active learner learns (to collaborate) and share the process of learning with others.
6. Nargiza's friend invited her (to take part) in one project.
7. It is important (to organise) information(to have) results in the project.
8. (To have) your own learning style is a necessary criterion in active learning.

III. Main part

Activity 2. Write sentences using the prompts.

Answer key:

1. You use this camera to take photographs.
2. You use the dictionary to look up the word.
3. You use a book to improve your reading skill.
4. You use radio to listen to the news.
5. You use the teacher's feedback to make your writing better

IV. Post activity

Activity 3. Pairwork. Answer the questions using "purpose language"

Why do you learn English?
Why should you work hard?
Why should you save money?

**in order to...
to...**

**so as...
so that...**

Why should you be nice to people?
Why should you be optimistic?
Why should you do exercises?

V. Giving Homework

Explain your pupils homework

Make a list of vocabulary which you have learned today.

VI. Evaluation. Giving marks

Deputy director on educational affairs: _____ **Signature** _____

Grades					English Teacher:
Dates					Hasanboy Rasulov

Lesson 4.B. Active learning

The aim of the lesson:

Educational: -to improve pupils' awareness of active and passive learning, Effective learning behaviours

Developing: -to develop pupils' listening and speaking skills, develop to report own ideas, communicative skills; develop writing skills; using linking words

Socio-cultural: - to raise awareness of different cultures, teaching to respect them

Competence: SC2, SC6 and FLCC

Learning outcomes: At the end of the lesson pupils will be able to speak ways of effective learning and active, passive learning; to use infinitive forms of the verb

Type of the lesson: non-standard, mixed, modern

Method of the lesson: individual, group work, pair-work

Equipment: English 11 Pupil's book, the DVD

TECHNOLOGICAL MAP OF THE LESSON

№	Part of the lesson	Tasks	Time
1	Organizational Moment	-to greet pupils. - to motivate pupils to learn	3 min
2	Repeating last lesson	- to give pupils some questions about last lesson.	5 min
3	Explaining new theme	- to explain to pupils new vocabulary and theme. To do exercises and activities given in pupil's book.	25min
4	Consolidating new theme.	- to consolidate new theme and new words of the theme.	8 min
5	Marking.	- To mark pupils.	2 min
6	Homework.	- Giving homework.	2 min

Procedure of the lesson:

I. Organizing moment: - Greeting.

- checking register

- to check homework

II. Pre Activity

Activity 4. Scan the text below and underline the following words and phrases.

/ woodcutter / timber merchant / salary / working conditions /
motivated / strength / sharpened / update / expected / success /



IV. Post activity

Activity5 . Read the text and match the words you have underlined with the following definition

1. The environment in which an individual or staff works.
2. The quality or state of being physically strong.
3. Make (something) more modern.
4. A person who sells wood.
5. The achievement of the results wanted or hoped for.
6. A person who cuts down trees or branches.
7. Believe someone / something will arrive or happen soon.
8. Being encouraged to do something.
9. A fixed regular payment, typically paid monthly.
10. Being improved or updated.

V. Giving Homework Explain your pupils homework
Make a list of vocabulary which you have learned today.

VI. Evaluation. Giving marks

Deputy director on educational affairs: _____ **Signature** _____

Ushbu 11-sinf konspektning *to'liq va fondagi yozuvlarsiz* variantini olish uchun



+99891 180 0985 telegram raqamiga yoki

@uzteachers_admin telegram adresiga xabar

yozing **Narxi 30 000 so'm**

To'lov FAQAT **click** yoki **payme** orqali

BOG'LANISH FAQAT TELEGRAM ORQALI! Telefon qilinganda yoki sms yuborilganda javob bermaslik ehtimoli yuqori

Qolgan sinf namunalari va boshqa hujjatlar bilan telegram kanalimiz yoki web saytda tanishingiz mumkin.



Telegram kanal: @uzteachers

Web sayt: www.hasanboy.uz

hasanboy.uz