

Date ____ Month ____

Teacher: _____

I. The theme of the lesson: The alphabet. Letters A-F

II. The aim of the lesson: to develop pupils knowledge, oral speech, their pronunciation, reading and writing habits, to develop their listening skills, to teach them working in pairs and as a group, working with dictionaries.

III. The equipment of the lesson: Blackboard and pictures, Tests, crosswords. Dictionaries and other necessary things. Different games which are belong to the theme

IV. NEW THEME:



Listen and repeat.

 apple	A <u>A</u> a <u>a</u>	 ball	B <u>B</u> b <u>b</u>
 cat	C <u>C</u> c <u>c</u>	 doll	D <u>D</u> d <u>d</u>
 egg	E <u>E</u> e <u>e</u>	 frog	F <u>F</u> f <u>f</u>

Sing along!

A	for apple	C	for cat	E	for egg
B	for ball	D	for doll	F	for frog

A B C D E F

V. Marking. Giving marks to pupils according to their attendance

VI. Homework. Learn new words

Date ____ Month ____

Teacher: _____

I. The theme of the lesson: The alphabet. Letters G-P

II. The aim of the lesson: to develop pupils knowledge, to learn letters G-P, to develop oral speech, their pronunciation, reading and writing habits, to develop their listening skills, to teach them working in pairs and as a group, working with dictionaries.

III. The equipment of the lesson: Blackboard and pictures, Tests, crosswords. Dictionaries and other necessary things. Different games which are belong to the theme

IV. NEW THEME:

 **Listen and repeat.**

 glass	G <i>G</i> g <i>g</i>	 hat	H <i>H</i> h <i>h</i>
 Indian	I <i>I</i> i <i>i</i>	 jam	J <i>J</i> j <i>j</i>
 kite	K <i>K</i> k <i>k</i>	 lemon	L <i>L</i> l <i>l</i>
 man	M <i>M</i> m <i>m</i>	 nose	N <i>N</i> n <i>n</i>
 onion	O <i>O</i> o <i>o</i>	 pen	P <i>P</i> p <i>p</i>

 **Sing along!**

G for glass	G H I J K L M N O P	L for lemon
H for hat		M for man
I for Indian		N for nose
J for jam		O for onion
K for kite		P for pen

V. Marking. Giving marks to pupils according to their attendance

VI. Homework. Learn new words

Date ____ Month ____

Teacher: _____






I. The theme of the lesson: The alphabet. Letters Q-Z

II. The aim of the lesson: to develop pupils knowledge, oral speech, their pronunciation, reading and writing habits, to develop their listening skills, to teach them working in pairs and as a group, working with dictionaries.

III. The equipment of the lesson: Blackboard and pictures, Tests, crosswords. Dictionaries and other necessary things. Different games which are belong to the theme

IV. NEW THEME:

6 Listen and repeat.

 queen	Q . Q q . q	 rain	R . R r . r
 star	S . S s . s	 train	T . T t . t
 umbrella	U . U u . u	 van	V . V v . v
 watch	W . W w . w	 box	X . X x . x
 yo-yo	Y . Y y . y	 zoo	Z . Z z . z

7 Sing along!

Q for queen
R for rain
S for star
T for train
U for umbrella
V for van

Q R S T U
V W X Y Z

W for watch
X for box
Y for yo-yo
Z for zoo

I can learn it!
You can too!


V. Marking. Giving marks to pupils according to their attendance










VI. Homework. Learn new words

I. The theme of the lesson: The alphabet. Exercises

II. The aim of the lesson: to develop pupils knowledge, oral speech, their pronunciation, reading and writing habits, to develop their listening skills, to teach them working in pairs and as a group, working with dictionaries.

III. The equipment of the lesson: Blackboard and pictures, Tests, crosswords. Dictionaries and other necessary things. Different games which are belong to the theme

IV. NEW THEME:**1 Fill in the missing letters.****2 Look at the pictures. Look at the letters. Write the words.**

 <div data-bbox="454 1310 582 1444">l d o l</div> <p>1 doll</p>	 <div data-bbox="917 1310 1045 1444">l p a e p</div> <p>2</p>	 <div data-bbox="1332 1310 1460 1444">l b l u r a m e</div> <p>3</p>
 <div data-bbox="534 1534 646 1668">t a h</div> <p>4</p>	 <div data-bbox="933 1534 1045 1668">a m n</div> <p>5</p>	 <div data-bbox="1380 1534 1476 1668">a j m</div> <p>6</p>
 <div data-bbox="518 1747 630 1881">n e q u e</div> <p>7</p>	 <div data-bbox="917 1747 1045 1881">e o n l m</div> <p>8</p>	 <div data-bbox="1348 1747 1476 1881">h a w t c</div> <p>9</p>

V. Marking. Giving marks to pupils according to their attendance

VI. Homework. Learn new words

Date ____ *Month* _____

Teacher: _____

Ushbu 1-sinf to'garak konspektining to'liq variantini olish uchun +99891 180 0985
Telegram raqamiga yoki [@uzteachers_admin](#) telegram adresiga habar yozing
Yoki +99891 180 0985 raqamiga qo'ng'iroq qiling

Narxi 30 000 so'm

To'lov click yoki payme orqali

Diqqat! Hujjatlar faqat o'zingiz foydalanishingiz uchun taqdim etiladi.

Tarqatmaslik sharti bilan!